



**PREDATOR**  
*Supreme*

# MAN HB3 18.360 series Chassis Features:

- ENGINE** - M.A.N D2066LF03 front mounted 6 cylinder fuel inject diesel engine. 4 stroke, liquid cooled, direct injection, turbo charged, air-to-air intercooler  
Max. Output: 257kw 360hp | Max Torque 1750 Nm
- GEARBOX** - 12 speed automatic - ZF Astronic 12AS 2131DD
- SUSPENSION** - Front and rear Air suspension with shock absorbers
- TYRES** - 315 / 80 R 22.5 tubeless
- G.V.M** - 19 200kg
- FUEL TANK** - 300 Litre diesel tank
- BRAKES** - ABS - Disk Brakes
- STEERING** - Hydraulic power assisted steering



Modern G.R.P dashboard, with sound & heat insulation built-in



Individual headlights with LED daytime running lights




Easy access for Passengers to saloon area

# Predator Supreme Bodywork Features:

- New Shape "Predator Supreme" front dome with "Elephant Ear" multi-focus rear view mirrors and 2-piece "deep curved" windscreens and GRP wheel arches
- "Hi-Rise" bodywork WA355 "A-grade" 3mm tubular sections fully "anti-corrosion" phosphate treated structure with polyurethane / tectyl injected into structure
- Fully adjustable driver's seat with safety belt
- Flush fitting L.E.D. Type interior saloon lights with L.E.D. Step & cab lights
- 2mm Galvanized steel saloon floors, covered with heavy duty floor covering
- New series G.R.P styled dash board with instrument cluster, insulated for Sound and heat sealing / dampening
- Separate bodyside "Battery luggage locker compartment" with tool box locker
- ABS Cubby hole compartment above driver for personal belongings
- "Curved type" rear tail-lights with top repeater lights
- Drivers cab door
- Coach "Slam Type" Passenger door
- Split back passenger seats in a (3x2) or (2x2) configuration
- Bodyside interior and ceiling panels in "fibreglass" light grey panels
- Bodywork fully compliant to S.A.B.S / N.R.C.S Homologation and "Roll-over" compliance / Road ordinance
- 96% Local content bodywork
- Interior Parcel Shelves
- Large Luggage Lockers - 5m<sup>3</sup>



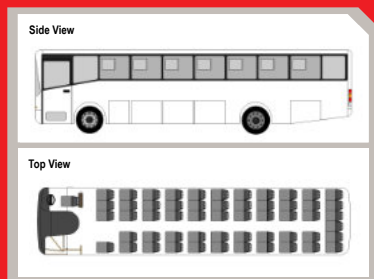
Maximum luggage lockers with locker Space across the chassis - Max capacity of approximately 5m<sup>3</sup>



Various seats trimmed in vinyl / cloth

## 60 SEATER +

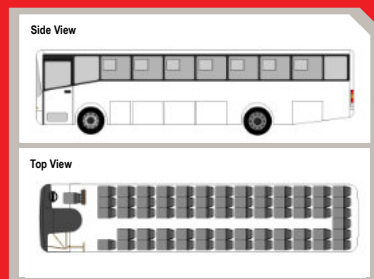
60 Seated Passengers, 15 passenger Standing, 400kg Luggage



Width: 2600mm | Length: 12 500mm | Height: 3360mm

## 65 SEATER +

65 Seated Passengers, 15 passenger Standing, 400kg Luggage



Width: 2600mm | Length: 12 500mm | Height: 3360mm



# Optional Features:

- Convection Heaters
- Radio & Entertainment system
- Safety Belts on All seats
- Forced Ventilation
- Airconditioner System