

 **BUSCO**




HINO
A Toyota Group Company



PREDATOR
Evolution 3

Hino 1627 S.L.W.B Chassis Features:

ENGINE - HINO J08C-TT (7960cm³) front mounted 6 cylinder 4-stroke, liquid cooled, direct Injection turbo-charged, air to air charged cooler (inter-cooler) diesel engine.
 Max. Output: 195kw 270hp | Max. Torque 804Nm
 GEARBOX - 6 speed auto Allison Transmission / 6 Speed Manual
 SUSPENSION - Front: multi leaf springs
 Rear: multi leaf springs
 TYRES: - 12R 22.5 tubeless
 G.V.M - 17 580 kg
 FUEL TANK - 390 Litre
 BRAKES - ABS



Modern G.R.P dashboard, with sound & heat insulation built-in



Individual headlights with LED daytime running light



Easy access for passengers to saloon area

Predator Commuter Bodywork Features:

- "Hi-Rise" bodywork WA355 "A-grade" 3mm tubular sections fully "anti-corrosion" phosphate treated structure with polyurethane / textile injected into structure
- Fully adjustable driver's seat with safety belt
- Flush fitting L.E.D. type interior saloon lights with L.E.D. step & cab lights
- 2mm Galvanized steel saloon floors, covered with heavy duty floor covering
- New series G.R.P. styled dash board with instrument cluster, insulated for sound and heat sealing / dampening
- Separate bodyside "Battery luggage locker compartment" with tool box locker
- ABS Cubby hole compartment above driver for personal belongings
- "Curved type" rear tail-lights with top repeater lights
- Drivers cab door
- Slam type coach passenger entrance door, manually operated
- Split back passenger seats in a (3x2) configuration
- Bodyside interior and ceiling panels in "fiberglass" light grey panels
- Bodywork fully compliant to S.A.B.S. / N.R.C.S. Homologation and "Roll-over" compliance / Road ordinance
- 96% Local content bodywork



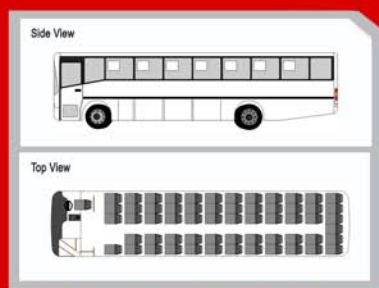
Maximum luggage locker with locker space across the chassis
 - Max capacity of approximately 6m³



Various seats trimmed in vinyl / cloth

60 SEATER +

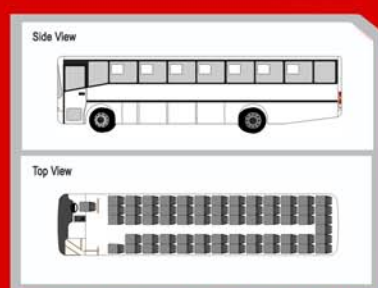
60 Seated Passengers, 12 Passengers Standing, 600kg Luggage.



Width: 2600mm | Length: 12 220mm | Height: 3300mm

65 SEATER +

65 Seated Passengers, 12 Passengers Standing, 400kg Luggage.



Width: 2600mm | Length: 12 220mm | Height: 3300mm



Optional Features:

- Interior Parcel Shelves
- Large Luggage Lockers - 6m³
- Convection Heaters
- Electronic Destination Boards
- Cloth Seats
- Radio & Entertainment system
- Safety Belts on All Seats